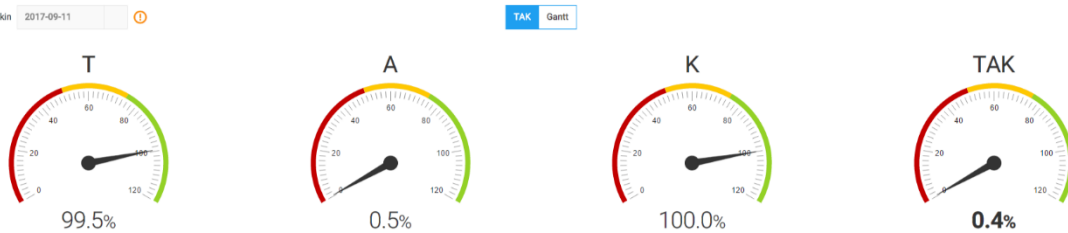
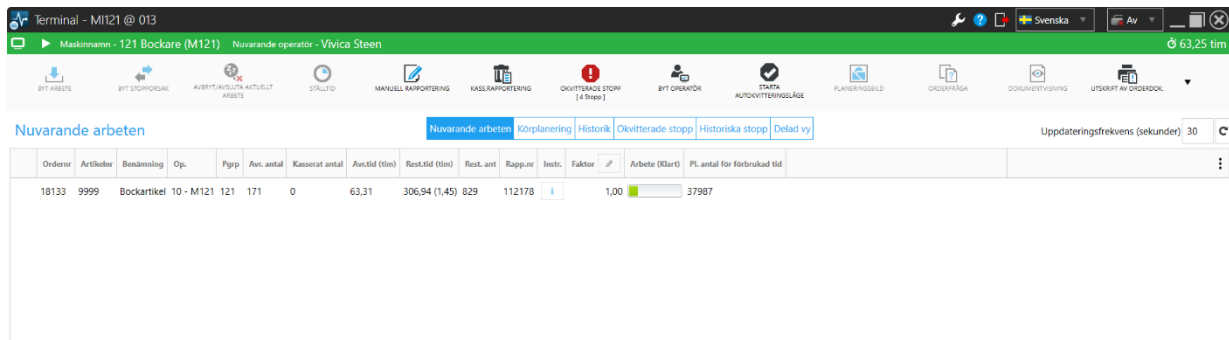


# MONITOR Machine Integration

**Do you have full control over interruptions in your production?  
Is your production as optimal as possible?  
Are your post-calculations reliable?**

MONITOR Machine Integration (MI) helps you to improve your production within the areas mentioned above. MONITOR MI integrates your machines with the MONITOR ERP system. This way the worked hours, quantity and downtime will be reported automatically. You will also have a good overview of the present situation as well as follow-ups of OEE.



## What Does MONITOR Machine Integration Mean?

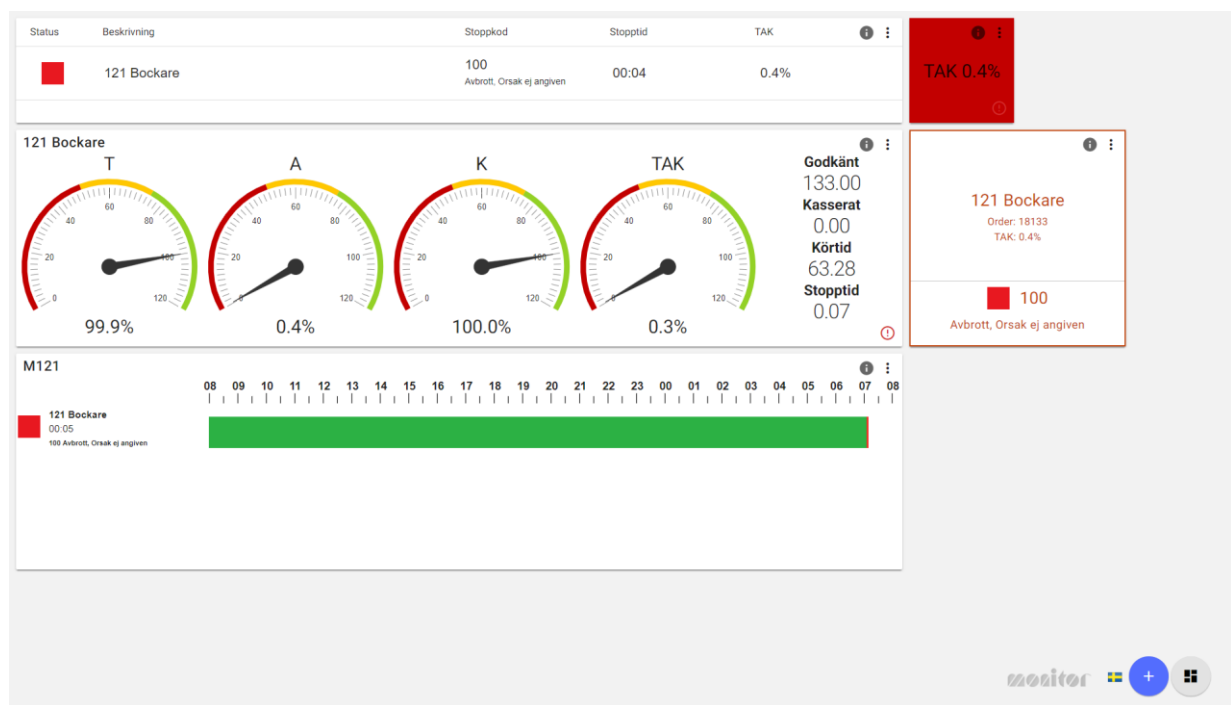
- **Stops are reported automatically by the machine** - The operator selects a stop cause and you can also follow-up of on-duty time to the machine.
- **Quantity is reported continuously by the machine** - The manual quantity calculation and reporting will disappear.
- **Follow-up on pace and planned finish time** - It is possible to see an overview of the status in the workshop. You can also use a board showing the pace. You will get a clear and visual machine monitoring.

If you have a high level of automation in your production, the Machine Integration can be used to follow up stop times and machine usage.

## What Are the Benefits?

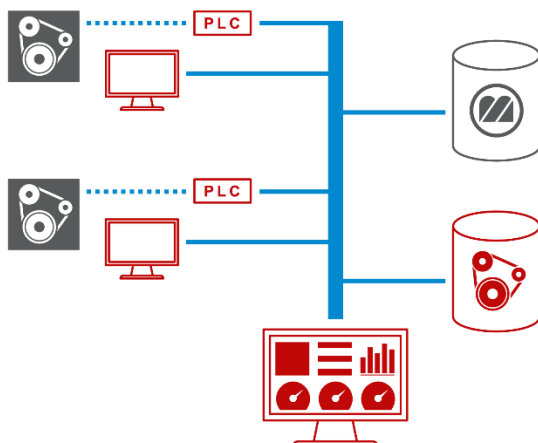
There are several benefits that come with using MONITOR MI:

- More secure reporting
- Reliable post-calculations (profitable/unprofitable products)
- Simplified reporting for operators
- Improved machine monitoring
- Displaying OEE scores
- Improved control of profitability



## The Technology behind MONITOR Machine Integration

To each machine you link a PLC which interprets signals from the machine and transfers data to MONITOR. One signal indicates that the machine is running and another one that a piece is finished.



You will need one MI server, one PLC and one machine terminal per machine (highlighted in red in the image to the left). You can then connect as many dashboards as you like.